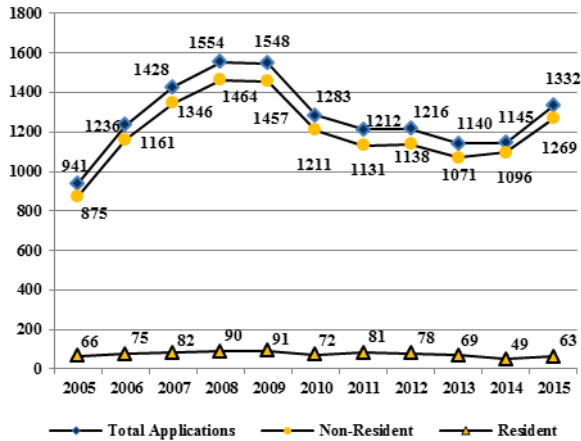
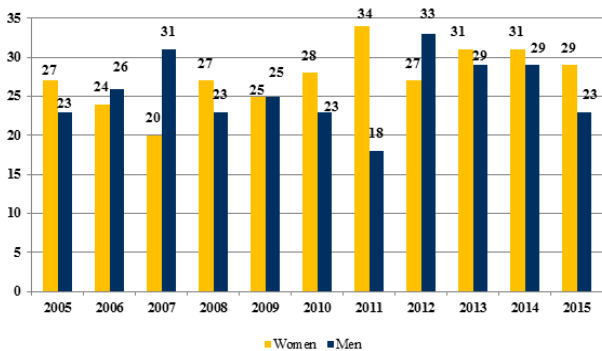


Application Trends 2005-2015



Enrollment Trends by Gender 2005-2015



For additional information refer to:

- WVU School of Dentistry:
<http://dentistry.hsc.wvu.edu>
- WELLWVU-The Student's Center of Health:
<http://well.wvu.edu>
- WVU Health Sciences Financial Aid:
<http://financialaid.wvu.edu/home/hsc-office>
- ADEA Go Dental:
<http://www.adea.org/GoDental/>
- American Dental Education Association Official Guide to Dental Schools
- Explore Health Careers:
<http://explorehealthcareers.org>

Office of Dental Admissions and Recruitment
 Robert C. Byrd Health Science Center
 1 Medical Center Drive
 P.O. Box 9407
 Morgantown, WV 26506-9407
 Phone: 304-293-6646
 Fax: 304-293-8561
 Email: dentaladmit@hsc.wvu.edu



Dental Admissions

Facts, Figures & Trends

2015

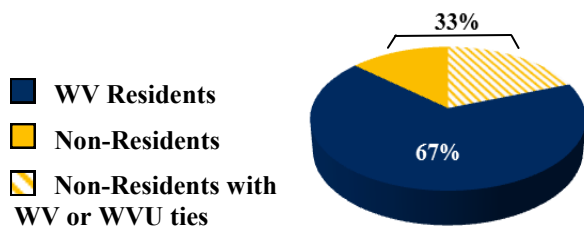
Dental Class of 2019 Overview

	Applicants*	Enrollees**
Total	1332	52
Resident	63	35
Non-Resident	1269	17
Men	688	23
Women	621	29
Minority	523	4

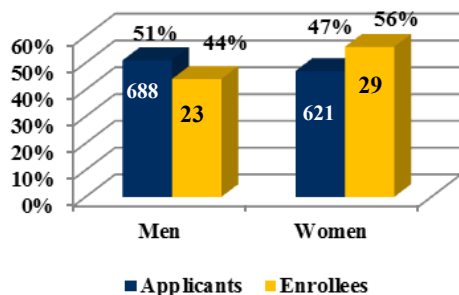
*23 applicants did not report gender

Includes 9 non-residents with WV ties and 1 KDP* students

Enrollment by Residency



Applicants & Enrollees by Gender*



Academic Profile

Grade Point Average (GPA)

Average Overall GPA	3.65
Average Science GPA	3.53

Dental Admission Test (DAT)

Average Academic Score	18
Average Perceptual Ability Test (PAT) Score	18

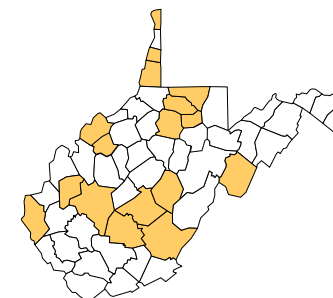
Undergraduate/Graduate Majors Represented

Animal & Nutritional Sciences	Chemical Engineering
Animal & Veterinarian Sciences	Dental Hygiene
Athletic Training	Environmental Biology
Biology	Exercise Physiology
Biochemistry	Health Sciences
Biological Sciences	History
Biomedical Sciences	Radiographic Technology
Chemistry	Speech Pathology & Audiology

Miscellaneous Facts

Number with degrees	BS/BA	41
	Masters	4
Non-degree enrollees >100 semester credit hours		7
Mean Age		23

In-state Enrollment by WV County



FAYETTE	1	OHIO	2
GREENBRIER	2	PENDLETON	1
HANCOCK	2	PUTNAM	2
HARRISON	2	TAYLOR	1
KANAWHA	8	WAYNE	1
MARION	2	WEBSTER	1
MARSHALL	1	WIRT	1
MONONGALIA	6	WOOD	1
NICHOLAS	1		

Origin of Out-of-State Enrollees

FLORIDA	1	OHIO	1
MARYLAND	2	PENNSYLVANIA	4
NORTH CAROLINA	2	TENNESSEE	2
NEW JERSEY	2	SOUTH CAROLINA	1

Enrollees from outside the United States:
Kuwait-1 and South Korea-1