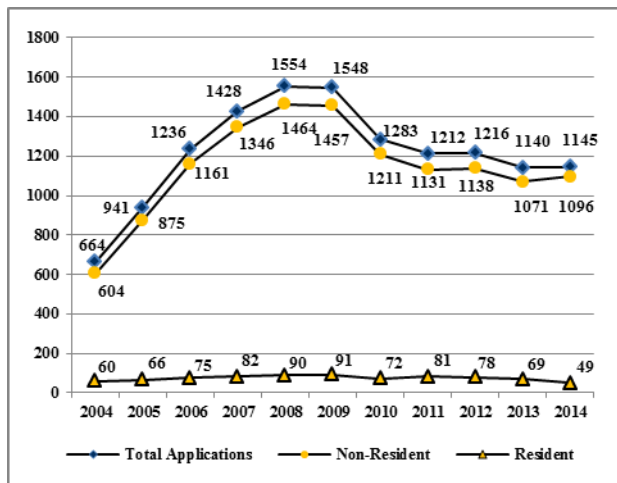
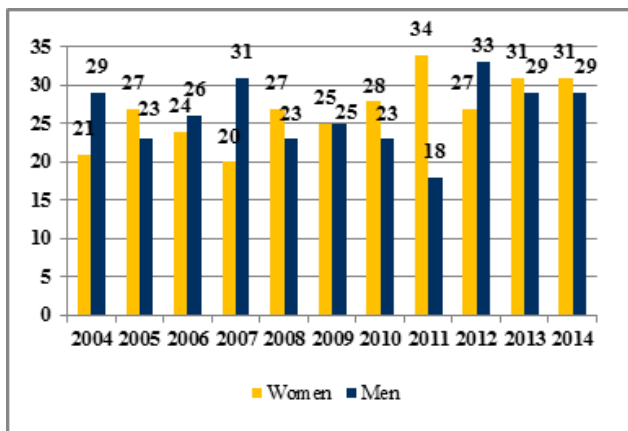


## Application Trends 2004-2014



## Enrollment Trends by Gender 2004-2014



## For additional information refer to:

- WVU School of Dentistry: <http://dentistry.hsc.wvu.edu>
- WELLWVU—The Student’s Center of Health: <http://well.wvu.edu>
- WVU Health Sciences Financial Aid: <http://financialaid.wvu.edu/home/hsc-office>
- ADEA Go Dental: <http://godental.org>
- American Dental Education Association Official Guide to Dental Schools
- Explore Health Careers: <http://explorehealthcareers.org>

Office of Dental Admissions and Recruitment

Robert C. Byrd Health Science Center

1 Medical Center Drive

P.O. Box 9407

Morgantown, WV 26506-9407

Phone: 304-293-6646

Fax: 304-293-8561

Email: [dentaladmit@hsc.wvu.edu](mailto:dentaladmit@hsc.wvu.edu)



# Dental Admissions

## Facts, Figures & Trends

2014

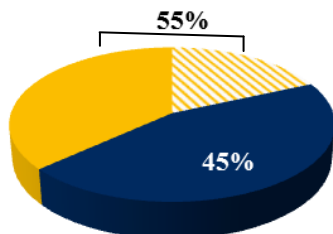
# Dental Class of 2018 Overview

	Applicants*	Enrollees**
<b>Total</b>	<b>1145</b>	<b>60</b>
<b>Resident</b>	<b>49</b>	<b>27</b>
<b>Non-Resident</b>	<b>1096</b>	<b>33</b>
<b>Men</b>	<b>619</b>	<b>29</b>
<b>Women</b>	<b>516</b>	<b>31</b>
<b>Minority</b>	<b>470</b>	<b>17</b>

\*10 applicants did not report gender

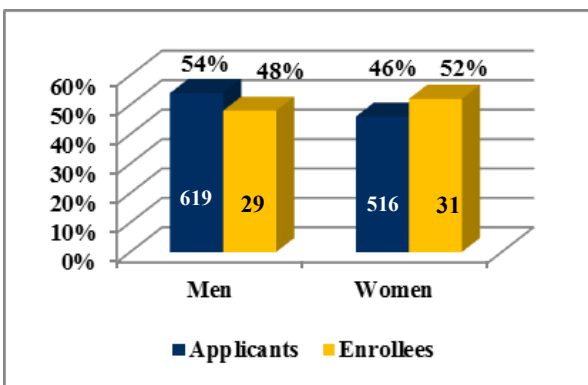
\*\*Includes 9 non-residents with WV ties and 2 KDP\*\*\* students

## Enrollment by Residency



- WV Residents
- Non-Residents
- ▨ Non-Residents with WV or WVU ties

## Applicants & Enrollees by Gender\*



# Academic Profile

## Grade Point Average (GPA)

Average Overall GPA	3.56
Average Science GPA	3.45

## Dental Admission Test (DAT)

Average Academic Score	18
Average Perceptual Ability Test (PAT) Score	18

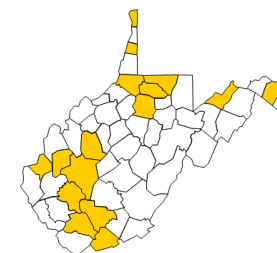
## Undergraduate Majors Represented

Biology	Exercise Physiology
Biochemistry	Exercise & Sport Science
Biomedical Sciences	Marine Science
Business Administration	Microbiology
Chemistry	Medical Technology
Dental Hygiene	Natural Science
Economics	Nursing
Education	Public Health

## Miscellaneous Facts

Number with degrees	BS/BA	52
	Masters	6
Non-degree enrollees		2
>100 semester credit hours		
Mean Age		24

# In-state Enrollment by WV County



BERKELEY	3	MINERAL	2
BOONE	1	MONONGALIA	4
CABELL	1	OHIO	1
HANCOCK	1	PUTNAM	1
HARRISON	2	RALEIGH	1
KANAWHA	4	ROANE	1
MARION	1	WETZEL	1
MERCER	2	WYOMING	1

## Origin of Out-of-State Enrollees

ARIZONA	1	OHIO	2
CALIFORNIA	2	OKLAHOMA	1
FLORIDA	1	PENNSYLVANIA	5
INDIANA	1	TENNESSEE	1
MARYLAND	5	TEXAS	2
NORTH CAROLINA	2	UTAH	1
NEWJERSEY	1	VIRGINIA	4
NEWYORK	1		

Enrollees from outside the United States:  
Canada-1 and Kuwait-2